




# Studio Newsletter

Helpful information for parents, caregivers and students in Ingrid's piano studio.


## Decorating Ideas

You can create a beautiful, inspiring place for someone to practice! But not all spaces are created equal! Think of a space you would like to work in each day to understand what your child may like in their working space.

### **Not so great spaces:**



*ALTHOUGH THIS MAY LOOK NICE, IT IS NEAR THE FRONT DOOR, THE KITCHEN AND THE LIVING ROOM WITH NO SEPARATION. ALL OF THE ACTIVITY IN THESE AREAS CAN DISTRACT FROM PRACTICING WORK AND CONCENTRATION.*



*THIS ROOM IS SEPARATED, BUT IT IS DARK WITH NO WINDOWS OR INVITING DECORATIONS. THE PIANO ALSO LOOKS LIKE AN ADDITION TO A TV ROOM.*




*A LITTLE TOO BUSY...*



*NOT MUCH INSPIRATION...*

**Much better spaces:**



*THIS IS A DESIGNATED PRACTICE AREA WITH NATURAL LIGHT, BRIGHT INVITING COLOURS AND PERSONAL ARTWORK*



*THIS IS ALSO A DESIGNATED SPACE WITH PERSONAL PHOTOS, AND A NICELY SIZED BOOKSHELF FOR ALL THE PIANO MUSIC.*

You can use personal artwork, or other inspiring pieces to make the room look inviting. What ever your style is, make it happen! Even small spaces can become beautiful places to work and create.



*ANIMALS AND NATURE*



*HISTORICAL*



*ABSTRACT AND FUN*



*MUSIC RELATED*